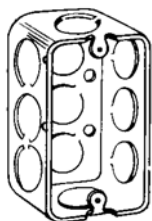


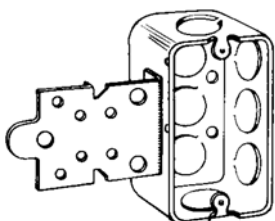
Steel Utility Boxes & Covers

UTILITY BOXES – CUBIC INCH CAPACITY (SEE BELOW)

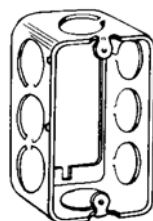
4" LONG X 2 1/8" WIDE



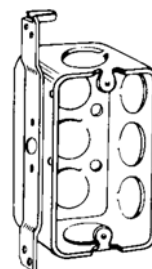
TP588
(TP647-1 1/4" Deep)



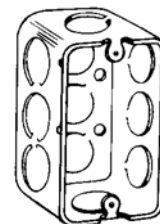
TP591



TP592, TP600,
TP602



TP598
(TP605-2 1/8" Deep)

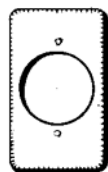


TP594, TP596,
TP604, TP606,
TP595 (4 1/8" x 2 3/8")

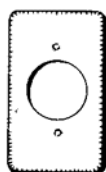
Product Number	Bracket	KNOCKOUTS		Std. Unit Pkg.	Wt. Lbs. Per 100
		Sides	Bottom		
1 1/4" DEEP – 8.5 CUBIC INCH CAPACITY					
TP647	—	8-1/2"	3-1/2"	50	40
1 1/2" DEEP – 10.3 CUBIC INCH CAPACITY					
TP588	—	8-1/2"	3-1/2"	50	42
TP591	"F", Set 1/4"	5-1/2"	3-1/2"	50	51
EXTENSION RINGS					
TP592	—	8-1/2"	—	50	36
1 7/8" DEEP – 13.0 CUBIC INCH CAPACITY					
TP594	—	8-1/2"	3-1/2"	50	50
TP596	—	6-3/4"	3-1/2"	50	50
TP598	"S", SET 1/2"	5-1/2"	3-1/2"	50	60
EXTENSION RINGS					
TP600	—	8-1/2"	—	50	41
TP602	—	6-3/4"	—	50	41
2 1/8" DEEP – 14.5 CUBIC INCH CAPACITY					
TP604	—	8-1/2"	3-1/2"	50	56
TP606	—	6-3/4"	3-1/2"	50	56
TP605	"S", Set 1/2"	5-1/2"	3-1/2"	50	66
TP595	(18.3 Cu. In. Capacity)	8-1/2"	3-1/2"	50	60



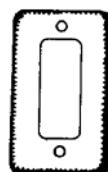
TP608



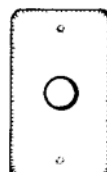
TP610



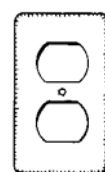
TP612



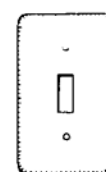
TP613



TP614



TP616



TP618

Product Number	Description	Std Unit Pkg.	Wt. Lbs Per 100
TP608*	Blank	100	10
TP610*	For 20 and 30 AMP, Twist Lock, 1 1/2" Diameter	100	9
TP612*	Single Receptacle, 1 1/2" Diameter	100	9
TP613*	For GFCI Device	100	7
TP614*	1/2" KO	100	10
TP616*	Duplex Receptacle	100	8
TP618*	One Toggle Switch	100	10

*CSA Certified