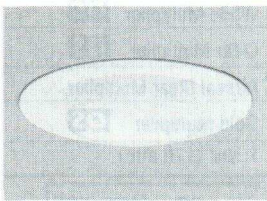


6
INCH
DIAMETER



SHR16IC Polymer Drop Opal
Shower Light. **CS**
Wet Location Listed.


O.D.: 8" (203 mm)

Lamps:

	A19
R10IC	
RR10IC	40W
QL10IC	
R150IC	60W

Std. Pack: 8

Ship Wt.: 8 1/2



R18P White Eyeball, 30° tilt **CS**

R18B Satin Brass Eyeball, 30° tilt

R18PB Polished Brass Eyeball, 30° tilt


O.D.: 8" (203 mm)

Lamps:

	R30
R10IC	
RR10IC	75W
QL10IC	
R150IC	100W

Std. Pack: 8

Ship Wt.: 4



RM38 Black Stepped Baffle,
Regressed White Eyeball, 30° tilt

RM38W White Stepped Baffle,
Regressed White Eyeball, 30° tilt


O.D.: 7 3/8" (187 mm)

Lamps:

	PAR30
R10IC	
RR10IC	75W
QL10IC	
R150IC	

Std. Pack: 8

Ship Wt.: 5



RM48 Black Stepped Baffle, **CS**
Regressed White Eyeball, 30° tilt

RM48W White Stepped Baffle,
Regressed White Eyeball, 30° tilt

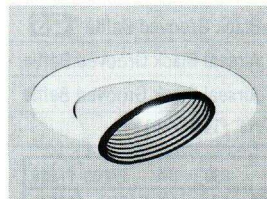
O.D.: 7 3/8" (187 mm)

Lamps:

	R30
R10IC	
RR10IC	50W
QL10IC	
R150IC	100W

Std. Pack: 8

Ship Wt.: 5



R38P White Baffled Eyeball, 30° tilt

O.D.: 8" (203 mm)


Lamps:

	R30
R10IC	
RR10IC	75W
QL10IC	
R150IC	100W

Std. Pack: 8

Ship Wt.: 9


ACCESSORIES for use with Pacesetter IC Trims



OV2 Oversize Trim Ring

O.D.: 8" (203 mm)

Descript.: To cover oversize ceiling
openings. For use with all R10IC
family trims, excluding eyeballs,
and shower trims.

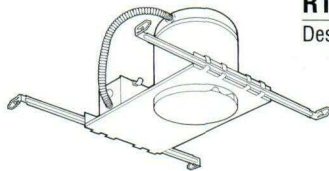


ASK1 Air Seal™ Kit **CS**

Descript.: Energy saving kit installs easily
on R10IC family trims
(excluding eyeballs) to restrict
passage of air to/from the
ceiling plenum. Complies with
all WSEC requirements.

Note: **CS** Quick Ship products are normally stocked at the factory and available for immediate shipment.

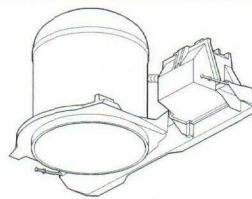
6
INCH
DIAMETER



R10IC

Descript.: For new construction. Thermally protected, IC rated recessed housing. U.L. listed for use in direct contact with ceiling insulation. Includes BH6 SURE-LOK® bar hangers. Remodel capability. Five 1/2" conduit knockouts and 4 Romex knockouts. Listed for Through-Branch Circuit Wiring and Damp Location use. Use with **ASK1** Air Seal™ Kit to gain additional energy savings and meet WSEC requirements. To order with BH3 bar hangers, please specify **R10IC/BH3**.
Height: 7 1/2" (191 mm),
Length: 16 11/16" (424 mm),
Width: 14 1/4" (362 mm),
Ceiling Opening: 6 3/8" (162 mm)

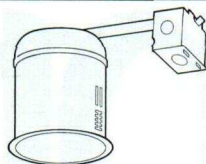
Std. Pack: 8
Ship Wt.: 31



QL10IC

Descript.: For new construction. Thermally protected, labor saving, IC rated recessed housing. U.L. listed for use in direct contact with ceiling insulation. Engineered polymer plaster frame includes pre-positioned nails for fast installation. Four Romex knockouts and two 1/2" conduit knockouts. Listed for Through-Branch Circuit Wiring and Damp Location use. Use with **ASK1** Air Seal™ Kit to gain additional energy savings and meet WSEC requirements.
Height: 7 1/2" (191 mm),
Length: 14 1/4" (362 mm),
Width: 8 1/2" (216 mm),
Ceiling Opening: 6 3/8" (162 mm)

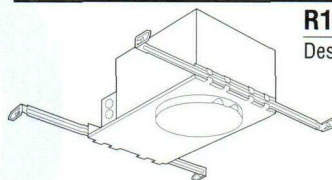
Std. Pack: 8
Ship Wt.: 20



RR10IC

Descript.: For remodel construction. Thermally protected, IC rated recessed housing. U.L. listed for use in direct contact with ceiling insulation. For fast installation in existing plaster or mechanical ceilings from 1/4" to 1 1/4" thick (6 mm to 32 mm). Remodel clips are easily retractable for fixture removal if necessary. Three 1/2" conduit knockouts and 4 Romex knockouts. Listed for Through-Branch Circuit Wiring, and Damp Location use. Use with **ASK1** Air Seal™ Kit to gain additional energy savings and meet WSEC requirements.
Height: 7 3/4" (197 mm),
Length: 14" (356 mm),
Width: 6 1/4" (159 mm),
Ceiling Opening: 6 3/8" (162 mm)

Std. Pack: 8
Ship Wt.: 29



R150IC

Descript.: For new construction. Thermally protected, IC rated, high wattage recessed housing. U.L. listed for use in direct contact with ceiling insulation. Includes BH6 SURE-LOK® bar hangers. Five 1/2" conduit knockouts and 4 Romex knockouts. Also listed for Through-Branch Circuit Wiring and Damp Location use. Use with **ASK1** Air Seal™ Kit to gain additional energy savings and meet WSEC requirements.
Height: 7 7/8" (200 mm),
Length: 16 11/16" (424 mm),
Width: 14 1/4" (362 mm),
Ceiling Opening: 6 3/8" (162 mm)

Std. Pack: 4
Ship Wt.: 28

Trims follow on pages C-3 and C-4.

Note: Quick Ship products are normally stocked at the factory and available for immediate shipment.